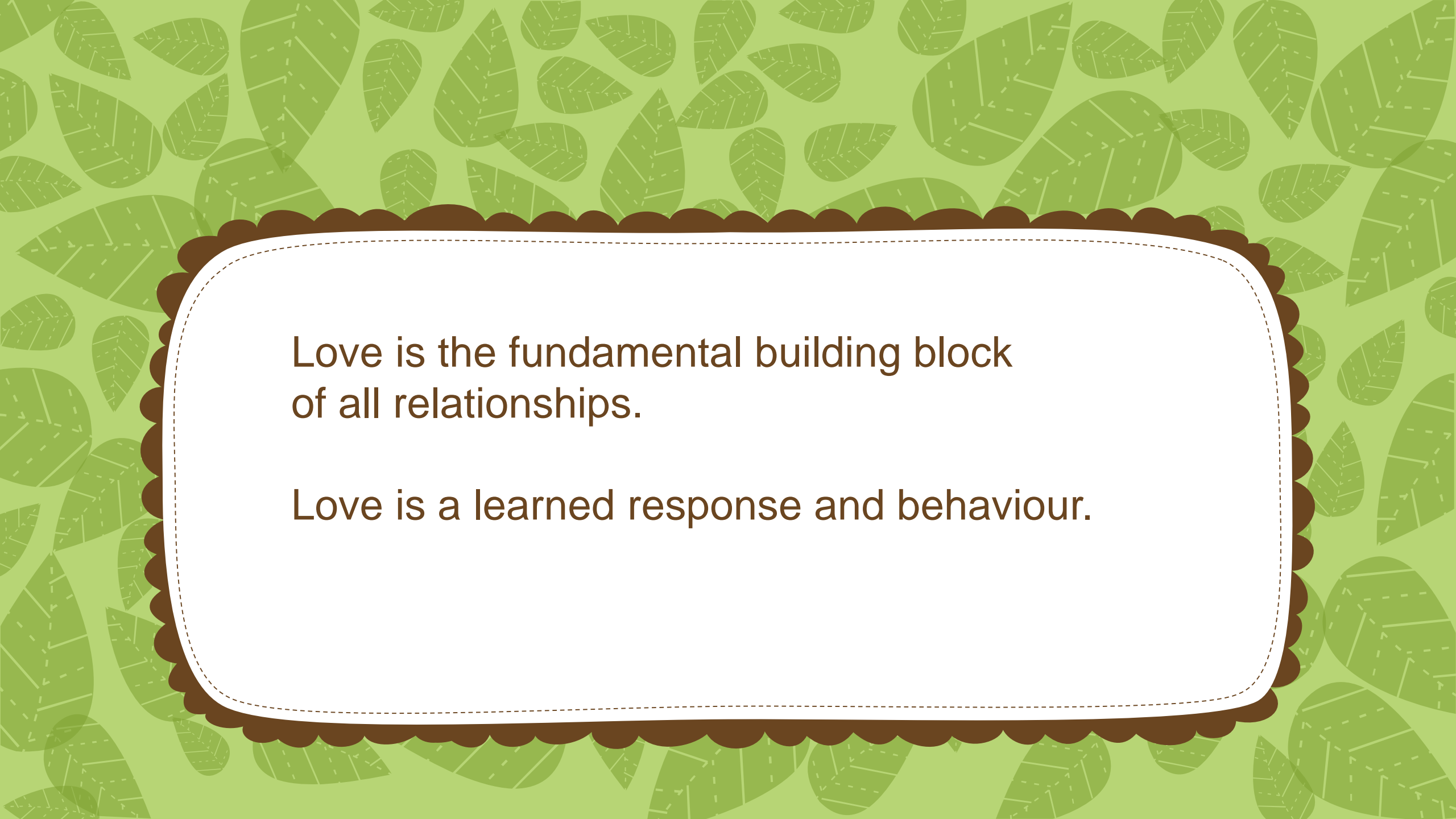




# 5 Love Languages of Children

By Drs Gary Chapman & Ross Campbell



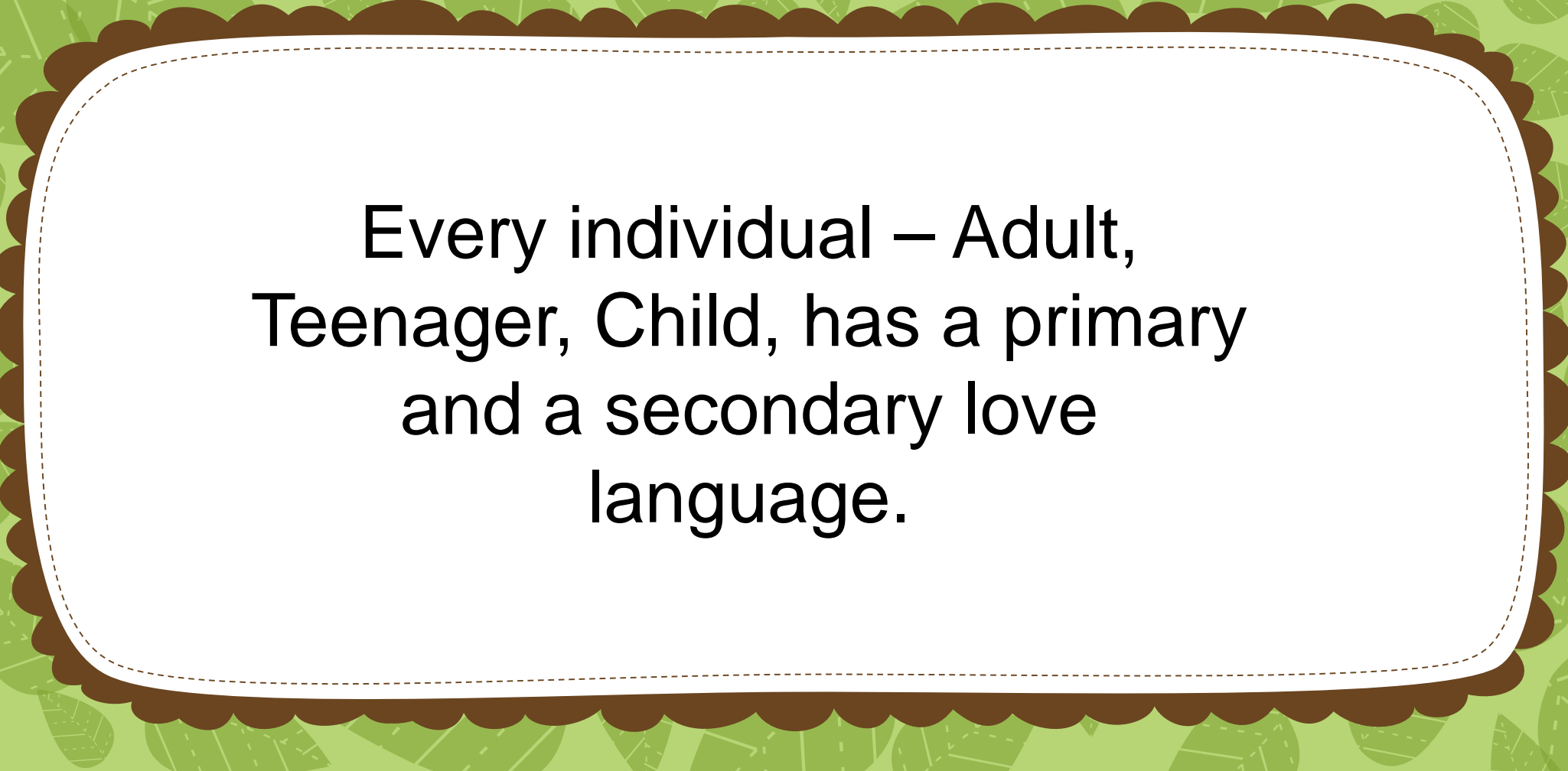
Love is the fundamental building block  
of all relationships.

Love is a learned response and behaviour.

# TNS School Value and School Vision

Love

Love to Learn and Learn to Love



Every individual – Adult,  
Teenager, Child, has a primary  
and a secondary love  
language.



Every parent loves his / her child.

The problem is the child may know that the parent loves him or her but does not feel loved.


Every child has an emotional love tank that needs to be filled.

If a child's love tank is filled, he or she grows to be a normal child. If not, he or she will grow up with internal struggles.




Within each love language, there are  
dialects.

Many people in the world speak English  
but different parts of the world speak  
different variations of English.



# The 5 Love Languages




# Physical Touch

- All children need to be touched by significant adults such as mother, father, grandparents and teachers.
- Physical touch will communicate love more deeply than words, presents or spending time with them.
- Very touchy children.
- Physical presence and accessibility are crucial to them.
- Neglect or abuse can be unforgivable and destructive to them.



# Dialects



# Words of Affirmation

- Words Speak Louder than Actions.
- A child reaps the benefits of affirming words for a lifetime.
- Insults can leave the child shattered and are not easily forgotten.
- Cutting words can hurt the child's self-esteem and cast doubts about his/her abilities.
- Tone of voice is very important to the child.

# Verbal Compliments/Words of Appreciation

- Powerful communicators of love.
- To be expressed as straightforward statements
- E.g. I love you
- E.g. You look great in the outfit
- E.g. You have a beautiful smile

Dialect



# Encouraging Words

- Children often lack courage and the lack of courage can hinder them from accomplishing the positive things that they would like to do.
- The child's latent potential awaits encouraging words.
- Encouragement requires empathy and seeing the world from the child's perspective.
- Praise the effort.

Dialect





# Kind Words

- Must use kind words to communicate.
- Mindful of tone.
- The child interprets your message based on your tone of voice. It's not what you say but how you say it.

Dialect

**ONE KIND WORD  
CAN CHANGE SOMEONE'S  
ENTIRE DAY.**

# Words of Forgiveness

- Do not keep a score of wrongs.
- Do not bring up the past failures.
- Forgiveness is a way of love and to restore relationship.
- You must verbalise “I’m sorry”.

Dialect

**FORGIVENESS  
IS THE HEALING  
FORM OF LOVE.**



# Humble Words

- Make requests not demands.
- When making a request, you are affirming the child's worth and abilities.
- A request introduces the element of choice.
- A request creates the possibility for an expression of love, whereas a demand suffocates that possibility.

Dialect



**Humble Hearts**

# Quality Time

- Giving the child undivided attention.
- No distractions. Being completely there.
- Quality conversation.
- Active listening.
- Maintain eye contact.
- Observe the body language.
- The child focuses on what you are hearing.
- The emphasis is not on what you are doing but on why you are doing it.



- When a child's love tank is empty and attention is the only thing that will fill it, that child will go to almost any length to get what he/she wants.
- Negative attention is better than no attention.
- Distractions, postponed dates, the failure to and isolation can be especially hurtful.



# Receiving Gifts

- This is not about materialism. If you give the gift in right way, a 'stone' becomes a 'gem' in the child's eyes.
- The child thrives on the love, thoughtfulness and effort behind the gift.
- The other love language must be given along with the gift to keep the emotional tank full.
- Giving and receiving gifts are both important to the child.
- A true gift is not a payment for services or behaviour but an expression of love freely given by the donor.

- Being there when the child needs you is a priceless gift.
- The gift need not be expensive.
- Wrap up the gift, make it personalised and look important.
- It's the thought that counts to the child.
- Missed birthday, thoughtless gift would be disastrous.





# Acts of Service

- Actions speak louder than words.
- Show love by helping the child do things he/she cannot do for himself/herself.
- Help them do things faster when you are in a hurry.
- Want to hear “Let me do that for you”.
- Teach them serve others and themselves.
- Laziness, broken commitments, making more work for them would mean their feelings do not matter.
- This language is both physically and emotionally demanding.





# How to tell a child's love language

- If the child is very young, observe what he or she does or says.
- E.g. If the child likes to hug or touch you or squeeze in between 2 people.
- E.g. Is my drawing nice?
- E.g. Can you play with me?
- E.g. Can you do this for me?
- E.g. I want to give my teacher a present.
- For slightly older children, have them do the quizzes.

# Quiz for 5 Love Languages

- Such quizzes can be found online.
- Do you know your own love language?
- Do you know your spouse's love language?

# In Summary

- Every child has a primary and secondary love language.
- Speaking the child's correct love language will fill his/her emotional love tank and the child will be more motivated to do well and less likely to misbehave.
- Speak the right love language and you can connect better with your child.
- There are dialects within each love language and these dialects change with age though the primary love language remains the same.
- Speaking the child's love language can be a way to build strong relationships.



A white rectangular card is placed diagonally on a background of numerous pink rose petals. The petals are vibrant pink with some yellow at the base, creating a soft, romantic texture. The card is clean and minimalist, with the words 'Thank you' written in a black, elegant cursive script.

Thank you